

OM3 Multimode 50/125µm Fiber Optic Tight Buffered Cable

DESCRIPTION

MICROLINK OM3 50/125µm tight buffered optical fibre cables have been designed specifically for internal and external applications. These compact, lightweight cables are extremely flexible and are quick and easy to install.


Our cables are constructed around an E-Glass strength member containing up to 24 colour coded 900µm tight buffered fibres, covered with a flame retardant, low smoke zero halogen, outer sheath.

FEATURES AND BENEFITS

- ✓ Fibre type Multi mode 50/125µm
- ✓ Number of Cores 4 - 24
- ✓ Category OM3
- ✓ Outer sheath material Copolymer
- ✓ Rodent resistant
- ✓ Outer sheath colour Black
- ✓ Reaction-to-fire class - EN 13501-6 Dca
- ✓ Smoke development class - EN 13501-6 s2
- ✓ Euro class flaming droplets/particles - EN 13501-6 d0

STANDARDS

ANSI/TIA 568-3.D
ANSI/TIA/EIA 598-D
ISO/IEC 11801-1:2017
ITU G.651.1
IEC 60332-1-2
IEC 60754-2
IEC 60793-1-1



Indoor



Outdoor



FTTx



Data center




Halogen free

COLOUR CODING (AS PER TIA-598-C)



For fiber core counts above 12 the colour sequence is repeated with the addition of a mark every 70mm for cores 13-24 and two marks for 25-36 and so on



OM3 Multimode 50/125µm Fiber Optic Tight Buffered Cable


FIBER SPECIFICATIONS

FEATURES	UNIT	OM3
Attenuation	@850nm	3.5 dB/km(Maximum)
	@1300nm	1.5 dB/km(Maximum)
	For any 1000 metre	Max. 0.1dB/km
Overfilled Modal Bandwidth	@850nm	1500 MHz.km
	@1300nm	500 MHz.km
Core Diameter		50±2.5µm
Core Non-circularity		≤5%
Cladding Diameter		125.0±1.0µm
Cladding Non-circularity		≤1%
Core - Cladding Concentricity Error		≤1.0µm
Primary coating diameter - Uncolored		242±7µm
Primary Coating Diameter - Colored		250±15µm
Primary Coating Non-circularity		≤5%
Primary Coating – Cladding Concentricity Error		≤12µm
Group Index of Refraction	@850nm	1.482
	@1300nm	1.477
Proof stress level		≥0.7(≈1% strain) Gpa
Typical Average Strip Force		1.7N
Strip force(peak)		1.3≤F _{peak.strip} ≤8.9N
Numerical Aperture		0.200±0.015
Fiber Bending Loss R-7.5mm	@850nm	≤0.2dB
	@1300nm	≤0.5dB
Fiber Bending Loss R-15mm	@850nm	≤0.1dB
	@1300nm	≤0.3dB
Effective modal bandwidth	@850nm	≥2000 MHz.km

OM3 Multimode 50/125µm Fiber Optic Tight Buffered Cable

CABLE SPECIFICATIONS

FEATURES	UNIT	VALUES
Tight Buffered Fiber	Material	LSZH
	Diameter	0.85±0.05mm
Strength Member	Material	E-glass Yarns
Sheath	Material	LSZH
	Thickness	Typical 1.1mm
Cable Diameter	Diameter (±0.3mm)	Approx. 6.5mm(4 cores), 6.6mm(6 cores), 7.0mm(8 cores)
		7.0mm(12 cores), 8.0mm(16 cores), 8.5mm(24 cores)
Cable Weight		Approx. 34kg/km(4 cores), 36kg/km (6 cores), 39kg/km (8 cores)
		43kg/km (12 cores), 52kg/km (16 cores), 63kg/km (24 cores)
Tensile Strength	Installation	800N(≤12 cores),1100N(>12 cores)
	Working	400N(≤12 cores),550N(>12 cores)
Cable Impact		1J
Crush Resistance	Installation	1000N
	Working	300N
Torsion		Change of Attenuation ≤ 0.10dB (SM fiber)
		Change of Attenuation ≤ 0.30dB (MM fiber)
Temperature Range	Installation	-30°C to +60°C
	Working	-30°C to +60°C
	Storage	-40°C to +60°C
Bending Radius	Short term	20 x Diameter
	Long term	10 x Diameter



OM3 Multimode 50/125µm Fiber Optic Tight Buffered Cable

ORDER INFORMATION

PART NUMBER	DESCRIPTION
MK-TB4C103MM	50/125µm (OM3) TB, MM, LSZH, 4 Core Universal Cable
MK-TB6C103MM	50/125µm (OM3) TB, MM, LSZH, 6 Core Universal Cable
MK-TB12C103MM	50/125µm (OM3) TB, MM, LSZH, 12 Core Universal Cable
MK-TB16C103MM	50/125µm (OM3) TB, MM, LSZH, 16 Core Universal Cable
MK-TB24C103MM	50/125µm (OM3) TB, MM, LSZH, 24 Core Universal Cable

USA & CANADA

Tel +1-877-6774040
info@microlinknet.com
70 East Sunrise Highway Valley Stream,
NY 11581, New York

EUROPE

Tel +44-20-37695558
uk@microlinknet.com
4th Floor, 18 St. Cross Street,
London, EC1N 8UN

MIDDLE EAST

Tel +971 4 556 1557
mena@microlinknet.com
Boulevard Plaza Tower One, Level 3,
Downtown Dubai, United Arab Emirates

