

OM4 Multimode 50/125µm Fiber Optic Loose Tube Cable

DESCRIPTION

MICROLINK OM4 50/125µm loose tube optical fibre cables have been designed specifically for internal and external applications. These compact, lightweight cables are extremely flexible and are quick and easy to install.


Our cables are constructed around a gel filled (non-dripping and silicon free) tube containing up to 24 colour coded 250µm primary coated fibres. This tube is covered with an E-Glass strength member.

FEATURES AND BENEFITS

- ✓ Fibre type Multimode 50/125µm
- ✓ Number of Cores 4 - 24
- ✓ Category OM4
- ✓ Outer sheath material Copolymer
- ✓ Rodent resistant
- ✓ Outer sheath colour Black
- ✓ Reaction-to-fire class - EN 13501-6 Dca
- ✓ Smoke development class - EN 13501-6 s2
- ✓ Euro class flaming droplets/particles - EN 13501-6 d0

STANDARDS

ANSI/TIA 568-3.D
ANSI/TIA/EIA 598-D
ISO/IEC 11801-1:2017
ITU G.651.1
IEC 60332-1-2
IEC 60754-2
IEC 60793-1-1



COLOUR CODING (AS PER TIA-598-C)




For fiber core counts above 12 the colour sequence is repeated with the addition of a mark every 70mm for cores 13-24 and two marks for 25-36 and so on



OM4 Multimode 50/125µm Fiber Optic Loose Tube Cable

FIBER SPECIFICATIONS


FEATURES	UNIT	OM4
Attenuation	@850nm	3.5 dB/km(Maximum)
	@1300nm	1.5 dB/km(Maximum)
	For any 1000 metre	Max. 0.1dB/km
Overfilled Modal Bandwidth	@850nm	1500 MHz.km
	@1300nm	500 MHz.km
Core Diameter		50±2.5µm
Core Non-circularity		≤5%
Cladding Diameter		125.0±1.0µm
Cladding Non-circularity		≤1%
Core - Cladding Concentricity Error		≤1.0µm
Primary coating diameter - Uncolored		242±7µm
Primary Coating Diameter - Colored		250±15µm
Primary Coating Non-circularity		≤5%
Primary Coating – Cladding Concentricity Error		≤12µm
Group Index of Refraction	@850nm	1.482
	@1300nm	1.477
Proof stress level		≥0.7(≈1% strain) Gpa
Typical Average Strip Force		1.7N
Strip force(peak)		1.3≤F _{peak.strip} ≤8.9N
Numerical Aperture		0.200±0.015
Fiber Bending Loss R-7.5mm	@850nm	≤0.2dB
	@1300nm	≤0.5dB
Fiber Bending Loss R-15mm	@850nm	≤0.1dB
	@1300nm	≤0.3dB
Overfilled Modal Bandwidth	@850nm	≥3500 MHz.km



OM4 Multimode 50/125µm Fiber Optic Loose Tube Cable

CABLE SPECIFICATIONS

FEATURES	UNIT	VALUES
Loose Tube	Material	PBT
	Diameter	2.8±0.1mm(2-12 cores), 3.5±0.20mm(16-24 cores)
	Thickness	0.35±0.05mm
Strength Member	Material	E-glass Yarns
Sheath	Material	LSZH
	Thickness	Typical 1.1mm
Cable Diameter	Diameter (±0.3mm)	6.0±0.20mm(2-16 cores), 6.5±0.20mm(18-24 cores)
Cable Weight		Approx. 40kg/km(2-16 cores), 45kg/km(18-24 cores)
Tensile Strength	Installation	1000N
	Working	300N
Cable Impact		1J
Crush Resistance	Installation	1000N
	Working	300N
Torsion		Change of Attenuation ≤ 0.10dB (SM fiber)
		Change of Attenuation ≤ 0.10dB (SM fiber)
Temperature Range	Installation	-30°C to +60°C
	Working	-30°C to +60°C
	Storage	-40°C to +60°C
Bending Radius	Short term	20 x Diameter
	Long term	10 x Diameter
Water Penetration		No water on free end



OM4 Multimode 50/125µm Fiber Optic Loose Tube Cable

ORDER INFORMATION

PART NUMBER	DESCRIPTION
MK-LT4C104MM	50/125µm (OM4) LT, MM, LSZH, 4 Core Universal Cable
MK-LT6C104MM	50/125µm (OM4) LT, MM, LSZH, 6 Core Universal Cable
MK-LT12C104MM	50/125µm (OM4) LT, MM, LSZH, 12 Core Universal Cable
MK-LT16C104MM	50/125µm (OM4) LT, MM, LSZH, 16 Core Universal Cable
MK-LT24C104MM	50/125µm (OM4) LT, MM, LSZH, 24 Core Universal Cable

USA & CANADA

Tel +1-877-6774040
info@microlinknet.com
70 East Sunrise Highway Valley Stream,
NY 11581, New York

EUROPE

Tel +44-20-37695558
uk@microlinknet.com
4th Floor, 18 St. Cross Street,
London, EC1N 8UN

MIDDLE EAST

Tel +971 4 556 1557
mena@microlinknet.com
Boulevard Plaza Tower One, Level 3,
Downtown Dubai, United Arab Emirates

